

# The wireless weigh.

## Wireless Loadbars


Eliminate the most common failure point of traditional Loadbars - the cables.

# The problem. Common issues with Loadbar cables include:



## Chewed by pests

Rats and other pests often cause destruction by chewing on anything and everything available



## Caught and damaged in gates

Livestock yards and handlers include a lot of moving parts, cables can get caught or create tripping hazards



## Water/moisture damage

Weighing yards are often exposed to the elements - water, mud, dust



## Damaged by stock

With some livestock weighing over 900kg, a stomp on a Loadbar cable can be very damaging

More than



50\* of Loadbar failures are caused by damage to the cables.

\*Based on Loadbars sent back to Gallagher repair center in New Zealand and Australia

Loadbar cables have frustrated farmers all over the world:

*"These cables are the biggest frustration when weighing my livestock"*

*"Why do we even need cables these days? They are the biggest issue"*

*"When will Gallagher make these wireless?"*

The solution.

# The wireless weigh.

## Wireless Loadbars

**Weighing your livestock has never been easier.**

Connect directly to a Touch Screen Weigh Scale or turn your phone into a weigh scale with the Animal Performance mobile app\*. With multiple sizes for all weighing set ups, 'the wireless weigh' offers a solution for all livestock farmers.

*\*Weighing using only the Animal Performance app requires a paid subscription.*



# Wireless Loadbars

G06030 - 600mm 2,500kg  
G06130 - 1,000mm 2,500kg  
G06330 - 1,000mm 5,000kg



BLUETOOTH  
CONNECTIVITY



## Eliminate the most common failure point of traditional Loadbars - the cables.

Weighing your livestock has never been easier- connect directly to a Touch Screen Weigh Scale or turn your phone into a weigh scale with the Animal Performance mobile app#. With multiple sizes for all weighing set ups, 'the wireless weigh' offers a solution for all livestock farmers.

## Benefits

### No cables needed

Wireless connectivity removes the risk of cables being chewed by rodents, stood on by stock or damaging traditional scale connectors

### Long lasting, reliable lithium battery power

Up to 10 years of battery life\*. When battery power is running low, the Animal Performance mobile app or your TW/TWR Weigh Scale will notify you to order a replacement lithium battery pack.

### Transportable and easy to install

Wireless design makes Loadbars easier to transport and move to different weighing locations

### Tough, farm ready exterior

Waterproof, galvanised steel chassis built to withstand the harshest of farming environments

### Accurate livestock weights, time after time

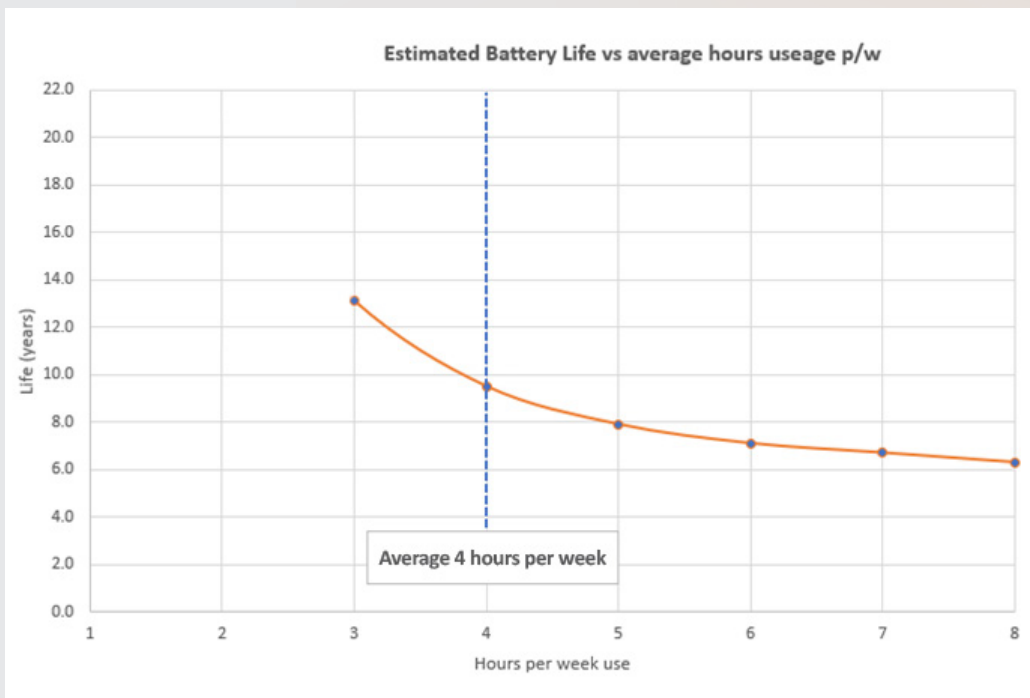
Loadcells contain no moving parts, ensuring no wear for years of accurate weighing

### Versatile Loadbars designed for use under weigh platforms and crushes

Universal design that fits under most livestock platforms and suitable for cattle crushes and sheep handlers

\*Weighing using only the Animal Performance app requires a paid subscription. \*Based on 4 hours of weighing per week.

# Long lasting, reliable lithium battery power



Smart battery algorithms means the battery is only operating when the Loadbar senses a weight.


When an animal walks onto the platform, the Wireless Loadbar module turns on, measures and locks a weight, sends that data to your weigh scale or mobile app and then powers off again.


Conserving battery power to offer unrivalled longevity.

# Installing your Wireless Loadbar Modules

## IMPORTANT:

Before you turn on your Wireless Loadbars, the Wireless Loadbars Modules must be connected to the Loadbars and turned on.



The wireless weigh	2,500kg Wireless Loadbars	2,500kg Wireless Loadbars	5,000kg Wireless Loadbars	2,500kg Wireless Loadbar Module	5,000kg Wireless Loadbar Module
<b>Wireless loadbar range</b>					
Product number	G06030	G06130	G06330	G06039	G06339
Barcode	94-14701-06030-9	94-14701-06130-6	94-14701-06330-0	94-14701-06039-2	94-14701-06339-3
Loadbar capacity	2,500kg	2,500kg	5,000kg	Suitable for 2,500kg Loadbars	Suitable for 5,000kg Loadbars
Loadbar length	600mm	1,000mm	1,000mm	N/A	N/A
Connects to TW/TWR Weigh Scales	✓	✓	✓	✓	✓
Connects to Animal Performance mobile app	✓	✓	✓	✓	✓
Quantity per shipper	Set of 2	Set of 2	Set of 2	Set of 2	Set of 2

# The wireless weigh.



## Touch Screen Weigh Scales with Wireless Loadbars

**Eliminate the most common failure point of traditional Loadbars - the cables.** Send weights straight to your Gallagher TW or TWR Weigh Scale with Bluetooth connectivity.



# Bluetooth connectivity

Connect wirelessly to a TW or TWR Weigh Scale  
Bluetooth connectivity sends weights straight to a Gallagher TW or TWR Weigh Scale.

Make sure your Weigh Scale is updated with the latest software update.



**DOWNLOAD  
IT NOW** ↓



Available on the  
**App Store**



GET IT ON  
**Google Play**

# Connect to a TW/TWR Weigh Scale

Make sure your Weigh Scale is updated with the latest software update.



## Install and power on

Connect both of your Wireless Loadbar Modules, and turn on by flicking the power switch.



## Set up

Select settings on the right of your TW/TWR screen, then select equipment connections and then select Loadbars.



## Connect

Select "Wireless" connectivity and your TW/TWR Weigh Scale will search for your Wireless Loadbars. Once found, select Wireless Loadbars and hit connect.



## Start weighing

Start a new session. The Bluetooth symbol on the bottom of the screen will be highlighted, symbolising an active Bluetooth connection between Weigh Scale and Loadbars.

# Weigh Scale in your pocket.



## Weigh Scale App with Wireless Loadbars

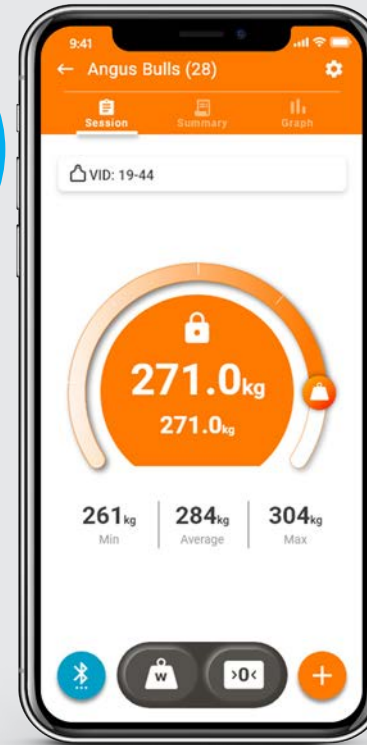
**Weighing your livestock has never been easier.**

Turn your phone into a weigh scale with Bluetooth connectivity to the Animal Performance mobile app\*.

*\*Weighing using only the Animal Performance app requires a paid subscription.*

# Weigh Scale app connectivity

Use your phone to collect weights  
Bluetooth connectivity sends weights straight to  
the Gallagher Animal Performance mobile app\*.



**DOWNLOAD  
IT NOW** ↓



Available on the  
**App Store**



GET IT ON  
**Google Play**

\*Weighing using only the Animal Performance app requires a paid subscription.

# Connect to Animal Performance mobile app




**Gallagher Animal Performance**

Gallagher Group Ltd



## 1 Install and turn on your Wireless Loadbar Modules

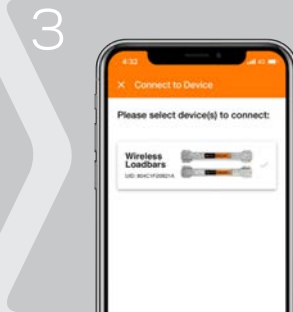
Connect both of your Wireless Loadbar Modules, and turn on by flicking the power switch.



## 2 Download and sign up

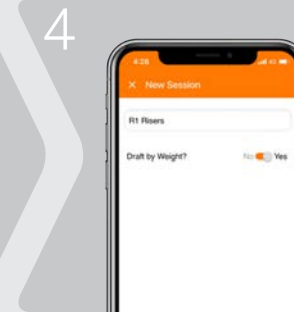
Download the Animal Performance mobile app from your app store, select 'Sign up now' and register your account\*

\*Weighing using only the Animal Performance app requires a paid subscription.



## 3 Create new session

Select "New session", name your session and select done. The Animal Performance mobile app will now search for Wireless Loadbars.



## 4 Connect to Wireless Loadbars

Select the Wireless Loadbars on your app and hit connect. The phone and Wireless Loadbars will now form a connection.



## 5 Ready to start weighing

Once connected, when a weight comes onto your loadbars, the weight will be displayed and stored within the Animal Performance mobile app.

